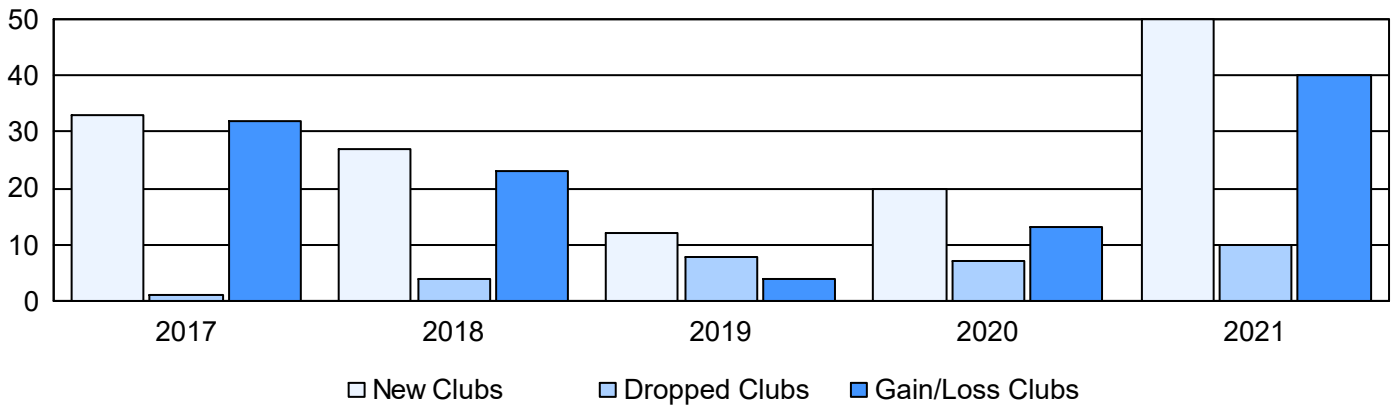
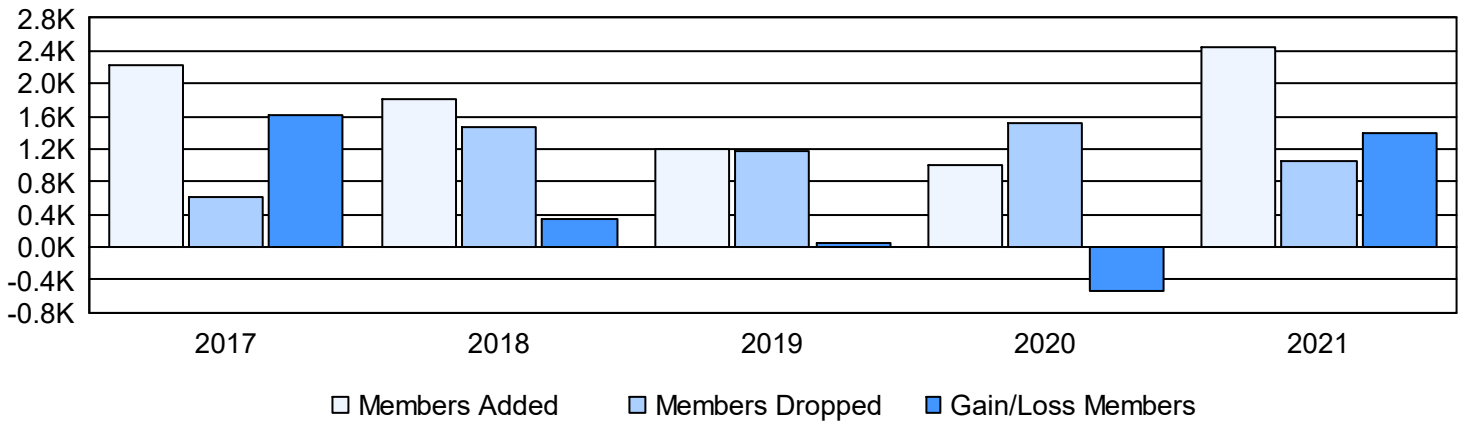


Year	New Clubs	Dropped Clubs	Gain/ Loss Clubs	New Members	Charter Members	Reinstate Members	Transfer Members	Total Member Added	Total Members Dropped	Gain/ Loss Members
2016-2017	33	1	32	1,220	899	100	4	2,223	613	1,610
2017-2018	27	4	23	1,039	691	62	23	1,815	1,477	338
2018-2019	12	8	4	697	421	83	10	1,211	1,166	45
2019-2020	20	7	13	442	517	40	1	1,000	1,528	-528
2020-2021	50	10	40	1,126	1,235	92	2	2,455	1,062	1,393
<b>Average</b>	<b>28</b>	<b>6</b>	<b>22</b>	<b>905</b>	<b>753</b>	<b>75</b>	<b>8</b>	<b>1,741</b>	<b>1,169</b>	<b>572</b>

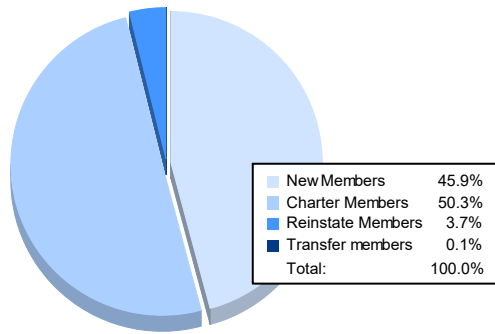
### Clubs



### Members



### Membership Composition June 2021 Cumulative



### Gender Composition June 2021 Cumulative

